

MedTalk

1320S(BT-A41CN)

INSTRUCTIONS FOR USE

Gentle and Quick Thermometer with voice

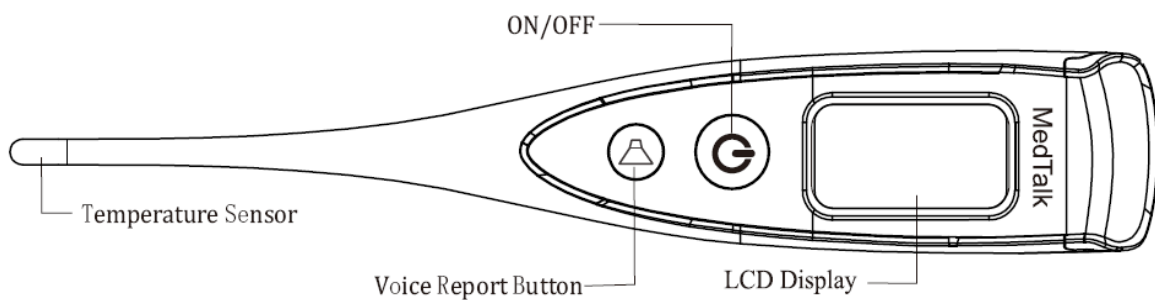
Intended Use

The digital thermometer is intended for the measurement and monitoring of human body temperature.



Specifications

Measurement range	32.0°C~ 42.9°C
Accuracy	35.0°C ~39.0°C: ±0.1°C Other range: ±0.2°C
Low / High temperature display	Temperature<32.0°C: display: Lo°C Temperature>42.9°C: display: Hi°C
Fever beep Sound [>37.8°C]	Voice report the temperature and remind you are fever.
Normal beep sound (≤37.8°C)	Voice report the temperature.
Auto power off	1 minute or 3 minutes after measurement
Battery	1.5Vx3 , AG10
Product Dimension	143 x 25 x 14.5 mm
Net Weight	25g

Product structure



How to take your body temperature


1. Press ON/OFF button to activate. The unit will beep and display  for 1 second.
2. Then, the last memory will be displayed. You will hear “ please measure ” after 2 seconds and the device will check itself and display “ Err ” if any problem occurs. At the same time it will speak “ Error, please measure again! ”.
3. If self-checking result is normal, LCD will display “ Lo °C ” and start measurement, a beep sound will remind you when the measurement is finished in 8-10 seconds, voice report the result. If your body temperature is too high, will voice report the result and remind you are fever.
4. If you want to start another measurement, turn off the thermometer and then activate again. It will power off after standby for about 1 minute or 3 minutes after measurement. Or press ON/OFF key to shut off directly.
5. Press the Speaker symbol button  and the thermometer will recall and voice report the last measurement.

Language selection

Language selection: Under the thermometer is on off mode, press ON/OFF button holding for about 5 seconds till “01” display and release ,then press ON/OFF button to switch between “01”, “02”, “03”, “04”, “05”, “06”, a beep signal confirms each change. Language code as below for ref.:

Code	01	02	03	04	05	06
Language	German	English	Spanish	French	Russian	Italian

Replacing the battery

The battery in your digital thermometer need to be replaced when “  ” appears in the lower right corner of the display. Replace the battery with three 1.5V AG10 batteries or equivalent.


Precautions:

1. The thermometer should only be used under the supervision of an adult. It is not a toy for children. Please keep it out of children.
2. Do not walk, run or talk during temperature taking.
3. Store the unit in the protective case when not in use.
4. Dropping or subjecting your thermometer to strong shocks should be avoided.
5. Do not attempt to disassemble the unit, except to replace the battery.



FUDAKANG INDUSTRIAL CO., LTD, No. 8, Yinghe Road, Yuanjiangyuan

Management Zone, Changping Town Dongguan, Guangdong, China

 FANTRONIC COMPOSANTS Add: Rue Jacques Laurent ZA-Sud-Est-BP11-85150 LA MOTHE ACHARD-
FRANCE Tel:+33 2 51088920 Fax:+33 2 5108862